


Pitney Bowes Parcel Shipping Index

Parcel Shipping reaches **87bn** in parcel volume globally, according to the Pitney Bowes Parcel Shipping Index.

Australia shipped **864** million parcels in 2018.



Parcel shipping revenue has increased by more than

\$100bn

in five years, with the 13 countries studied generating

\$317bn

in parcel revenue in 2018

\$6.9bn

in parcel revenue in Australia in 2018



Every second

2,760

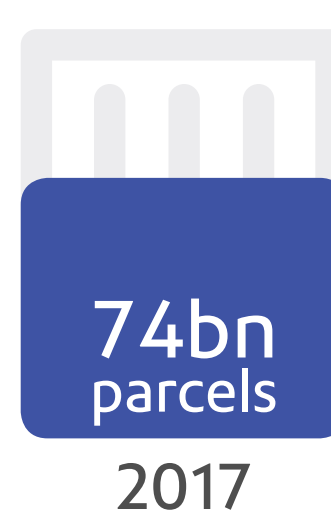

parcels are shipped globally



In Australia

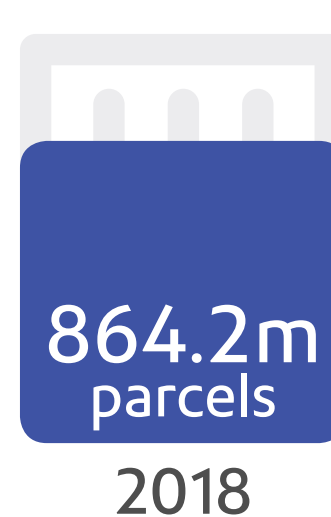
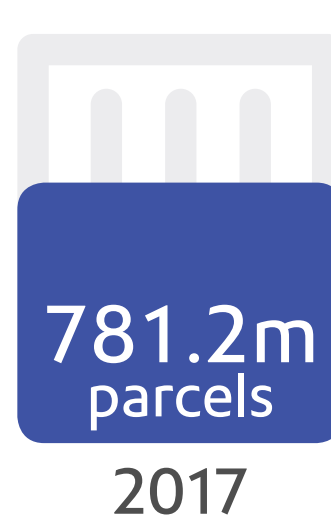
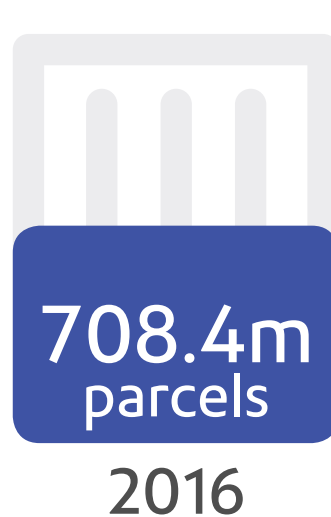

2.36m

parcels are shipped every day



Parcel volume grew **104%** over the last five years

Parcel volume is up **17%** YoY



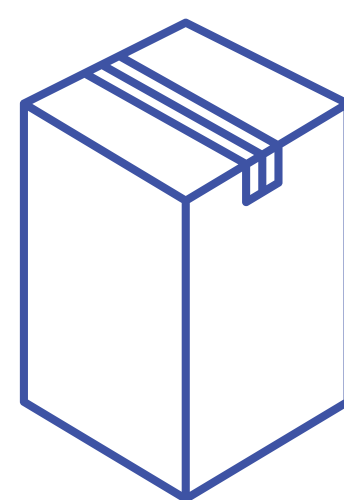
Parcel volume growth in Australia from 2014-2018.

Global 2018 Parcel Shipping Volume

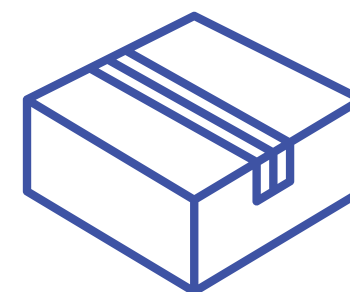
China, the US, and Japan continue to lead parcel shipping volume in 2018, accounting for **83%** of global parcel volume.



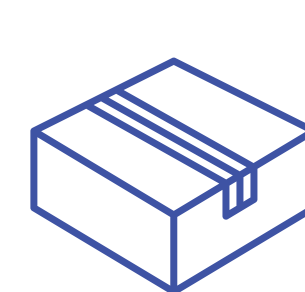
Germany and the UK followed, each with 3.5 bn.



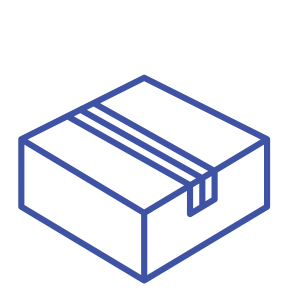
China **51bn** parcels



US **13bn** parcels



Japan **9bn** parcels



Australia **864m** parcels



2018 Parcel Volume Growth



China was the largest market in parcel volume growth at

26%

year-on-year



Australia experienced growth at

10.6%

year-on-year

2018 Parcel Shipping Revenue

The US ranked highest, generating **38%** of the total revenue of the 13 countries or **\$119bn**.



Total Revenue


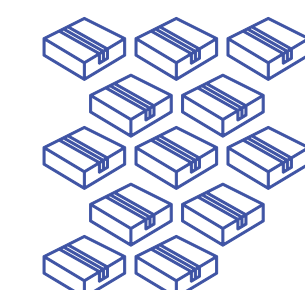
Australia generated USD **\$6.9bn** in parcel revenue =

AUD 9.6bn


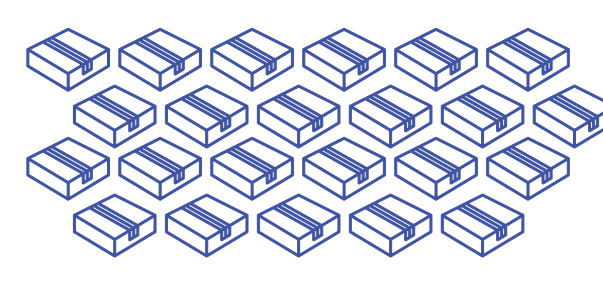
2018 Per Capita Shipping

Global per capita shipping has nearly doubled over the last four years, reaching **23** parcels shipped pp, up from **12** parcels pp in 2014.



In Australia, an average of **34** parcels were shipped pp, in 2018.



12pp Global 2014



23pp Global 2018



34pp Australia 2018