



# Martin Yale™ 1812 Paper Folder



## Get a perfect fold every time

- Great to use in mailrooms, offices, churches, schools, businesses and associations
- Multi-speed folding machine
- Able to switch from one paper weight to another without making any adjustments, saving time between folding jobs
- Feed table has a capacity of 500 sheets of 20lb bond paper
- Straightforward display for manual fold and speed selection
- Fold tables are fully enclosed for quieter operation
- Automatically shuts off when fold job is complete

For more information, visit us online: [pitneybowes.com/ca/en](http://pitneybowes.com/ca/en)



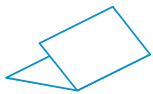
### Fold it your way

- Folds: 2.5" x 5.2" to 12" x 18"
- Benchmark Speed up to: 12,000 sheets per/hr
- Paper Weights: 18# Bond to 90# Index and 60 gsm to 166 gsm
- Manual set up of fold tables

### Specifications

Model no.	1812
Benchmark speed	5,000 - 12,000 (sheets/hr.)
Standard paper size	2.5" x 5.2" to 12" x 18", A3, A4, A5, Custom (inch/cm)
Paper weight	60 gsm to 166 gsm, 18# bond to 90# index
Feed tray capacity	Up to 500 sheets
Power	115/230 (volts)
Dimensions	43.2 x 22.2 x 17.8, 64 x 56 x 45 (W x D x H approx. inch/cm)
Weight	102 lbs. (46.3kg)

Choose the ideal fold for your job from seven popular options.



Half fold



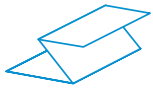
Double parallel fold



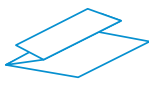
Letter fold



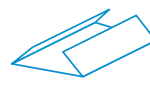
Church fold



Z-fold



Engineering fold



Gate fold

For more information, visit us online at [pitneybowes.com/ca/en](https://pitneybowes.com/ca/en)



Canada  
1-30 Pedigree Court  
Brampton, ON L6T 5T8

