



Mailing
Inserting

Relay™ 7000 and 8000 Inserting System

Achieve precision and performance via proven technology.



Flexible production and security for a wide range of mailing needs.

Improve productivity without risking precision.

When producing mail in-house, you can't afford downtime or errors. Until now, it's been difficult to identify an ideal technological solution that delivers the reliability and speed you need. Now, you're not only expected to get it right, but also prove it. With the Relay™ 7000 and 8000 inserting systems, you can. Designed on a fast, reliable folding and inserting platform, the Relay 7000 and 8000 help get the right contents into the right envelope, every time.

Keep your mail moving with outstanding flexibility and efficiency.

The Relay 7000 and 8000 inserters enable fast, consistent production of nearly any job, regardless of flexibility. The proven reliable chassis uses a streamlined straight paper path designed to keep workflow moving. Built to maximize time and effort, the

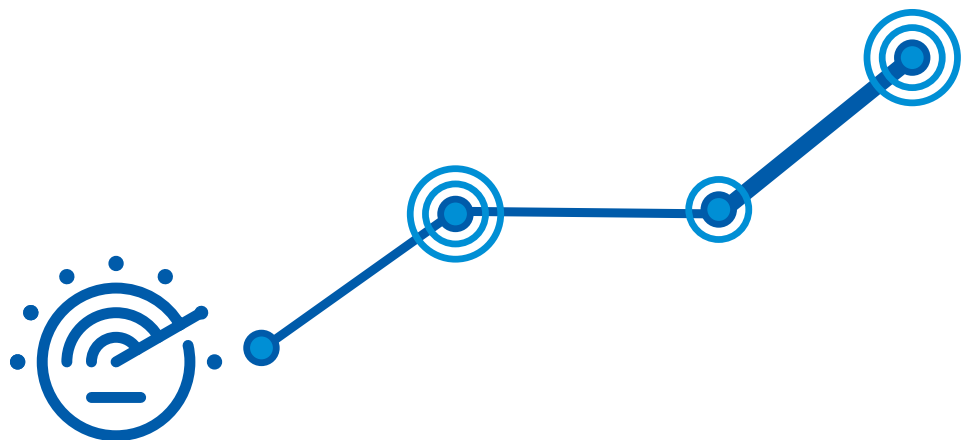
Relay 7000 and 8000 also give you the flexibility to handle both letters and flats in the same job, without the need for manual changeover. Plus, you can meet demands of higher volume mailings with ease by adding up to two high-capacity sheet feeders, each with a 2,000 sheet capacity.

The Relay inserters can:

- Finish up to 5,400 envelopes per hour.
- Process up to 200,000 finished envelopes monthly.
- Suit your workflow with multiple output options.
- Meet your ergonomic needs with an optional height-adjustable table.

The Relay 7000 and 8000 do the work ... so you don't have to.

With the intuitive user interface, you can set and start your mail runs in seconds. Plus, program your jobs with real names – not just numbers – to help you easily recall regular jobs. Change settings such as form letters to flats or single page letters to variable page bills with the press of a button. The simple-to-follow onscreen user guides walk you through the proper loading of paper, inserts and envelopes. With all of the guesswork eliminated, the Relay 7000 and 8000 are easy enough to use for even casual operators.



Reliable and flexible design keeps your documents and envelopes moving quickly.

Relay™ 7000 and 8000 features

High-capacity sheet feeder

Each high-capacity sheet feeder has two 1000-sheet capacity feeder trays (2000 total) to keep your production moving.

Feeder linking

Feeders can be linked for continuous operation so that when one tray empties, the inserter feeds from the next tray.

Control panel

Provides straight forward job creation and selection, with job status display all in one convenient user interface.

File-based processing

Mail piece integrity option that provides total control, visibility and reporting for your mail production process.

Exit Transport

Ensures flats are easier to stack and catch.



Tower feeders

Four flexible feeders for sheets, inserts, or outer envelopes (either letter-sized or flat envelopes).

Folder

Folds collated sheets into C-fold, Z-fold, Single-Fold, or Double-Fold. No fold for flat envelopes.

Reverse accumulator

Ensures the address shows properly in the window of an envelope whether the address is on the top, middle, or bottom of the page.



Flats flexibility

You can easily change the Relay 7000/8000 from a letter inserting workhorse to a flats inserting solution with our flexible feeder trays. Insert up to 25 pages into a 10 x 13 flat and automate even more of your work.

Wizard-based user interface

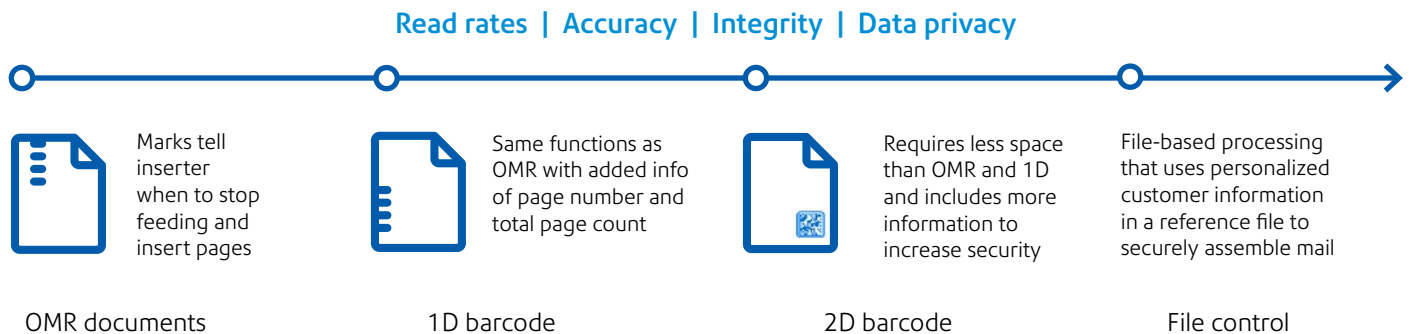
Designed in full so that any user can run mailing jobs with ease. Animated walk-through videos even guide operators on exactly how to load materials.

File-based processing

Our best-in-class privacy protection software tracks the assembly of every page of a mailing down to an individual recipient level. Get the tracking and reporting you need to go beyond getting your mailing right to proving it's right.

Your production is only as good as the accuracy it provides.

Information privacy, marketing campaigns, incoming revenue, and customer retention all rely on superior mail accuracy. The Relay™ 7000 and 8000 include flexible barcode scanning options such as OMR, 1D and 2D. This technology accurately and automatically assembles your variable page mail, effectively eliminating the need to manually sort documents by page count.



File control (file-based processing)

For some communications, doing it perfectly isn't good enough; you need the ability to prove you've done it right. By checking and cross-checking

every page in your mailing, file-based processing mitigates risk when communicating private information to your customers. You'll have total

visibility to each mail piece and be able to prove that you've safeguarded the private information of your customers.



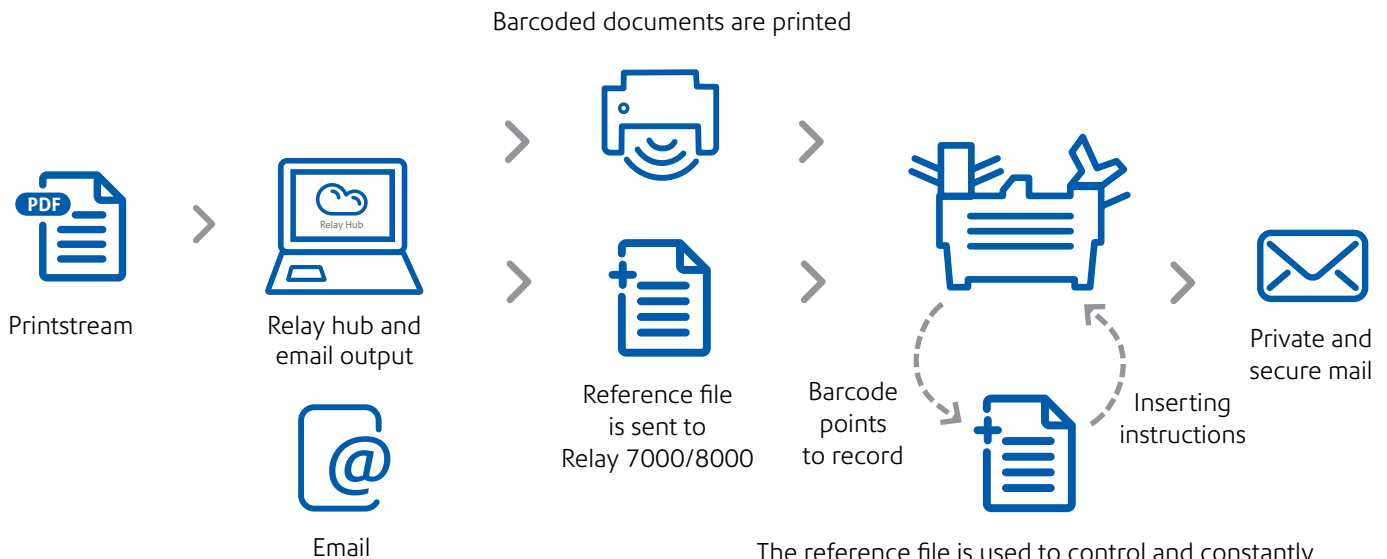
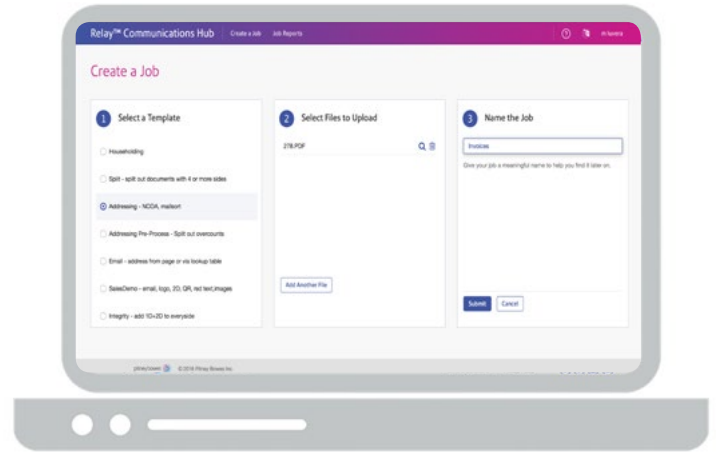
The reference file is used to control and constantly verify pages that are accurately folded and inserted.

Relay™ hub from the Pitney Bowes Commerce Cloud

Protect private customer data with ease.

To help you add security to your mail and workflow, without interrupting your current systems, the Relay hub leverages the simplicity and speed of SaaS.

It's a powerful, simple, secure cloud solution that works with your existing print streams to add scan codes to existing documents. Providing advanced digital communication options, the Relay hub can seamlessly shift print streams used for physical mail and adapt them to digital channels. This includes email sending and archiving.



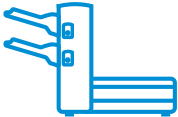


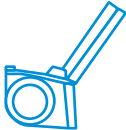

The reference file is used to control and constantly verify pages that are accurately folded and inserted.

We're here to help.

At Pitney Bowes, we've developed proven products and services to ensure that every document should be treated with the same level of scrutiny, regardless of whether you're sending communications physically or digitally, producing them in-house or outsourcing your production.

Specifications	Relay™ 7000	Relay™ 8000
Throughput	5,400 per hour	
Monthly capacity	120,000	200,000
Maximum number of feeders	8 (4 high-capacity sheet feeders + 4 sheet/inserter feeders)	
Fold options	C, Z, half, double, no fold	
Integrity options	OMR, 1D, 2D, exit scanning, file-based	
Tower sheet trays		
Capacity per tray	350 sheets	
Paper sizes	Minimum 5" (127 mm) width x 5.31" (135 mm) length Maximum 9.84" (250 mm) width x 14" (356 mm) length	
Paper weights	16 lb (60 gsm) to 44 lb (175 gsm)	
High-capacity sheet feeder		
Capacity per feeder	Optional (up to 2 per base system) 2000 sheets (1000 per feeder tray)	
Paper sizes	Minimum 7.99" (203 mm) width x 9.15" (232 mm) length Maximum 8.5" (250 mm) width x 11.69" (356 mm) length	
Paper weights	20 lb (75 gsm) to 24 lb (90 gsm)	
Insert feeder trays		
Capacity per tray	350 inserts	
Sizes	Minimum 2.83" (72 mm) height x 5" (127 mm) length Maximum 6" (153 mm) height x 9.84" (250 mm) length	
Thickness, compressed	Minimum 0.003" (0.076 mm) to maximum 0.1" (2.54 mm)	
Paper weight	16 lb. (60 gsm) to 44 lb. (175 gsm)	
Envelope specifications		
Capacity	HCEF: 500 Tower feeder: 250 letter-sized, 100 flats	
Letter-sized minimum	HCEF: 3.9" (98 mm) height x 8.9" (225 mm) length Tower Feeder: 3.5" (89 mm) height x 6.37" (162 mm) length	
Letter-sized maximum	HCEF: 6.5" (165 mm) height x 10.4" (264 mm) length Tower feeder: 6.5" (165 mm) height x 10.5" (266 mm) length	
Flat-sized from Tower (short-edge flap)	Minimum 6.37" (162 mm) height x 6.5" (165 mm) length Maximum 10.5" (267 mm) height x 13" (330 mm) length	
Envelope weights	Letter: Minimum 18 lb (70 gsm) to maximum 24 lb (90 gsm) Flats: Minimum 20 lb (80 gsm) to maximum 24 lb (90 gsm)	
Programmable jobs	24	
Physical dimensions (includes tower feeder trays)		
Length: 60.5" base, 95" installed length	Depth: 22.8"	
Height: 31"	Weight: 350 lbs (158 kg)	

Accessory physical specifications

	High capacity sheet feeder			Horizontal belt stacker	
	Height	31"		Height	18"
	Table-length requirement	30"		Table-length requirement	N/A
	Installed length	49"		Installed length (floor)	22"
	Exit transport			Vertical power stacker	
	Height	16"		Height	24"
	Table-length requirement	18"		Installed length	14"
	Installed length	18"			
	Flats sealer				
	Height	31"			
	Table-length requirement	12"			
	Installed length	12"			

Relay™ 7000/8000
inserter systems precisely
fold, insert and seal up
to 5,400 pieces per hour.



Canada

5500 Explorer Drive
Mississauga, ON L4W 5C7

For more information,
visit us online: pitneybowes.com/ca/en