


# Pitney Bowes Parcel Shipping Index

Parcel shipping reaches **103bn** in parcel volume globally in 2019, according to the Pitney Bowes Parcel Shipping Index. Global shipping volume is likely to more than double by 2026.



Global parcel shipping revenue increased to

**\$351bn**

in 2019 at a CAGR of

**11%**

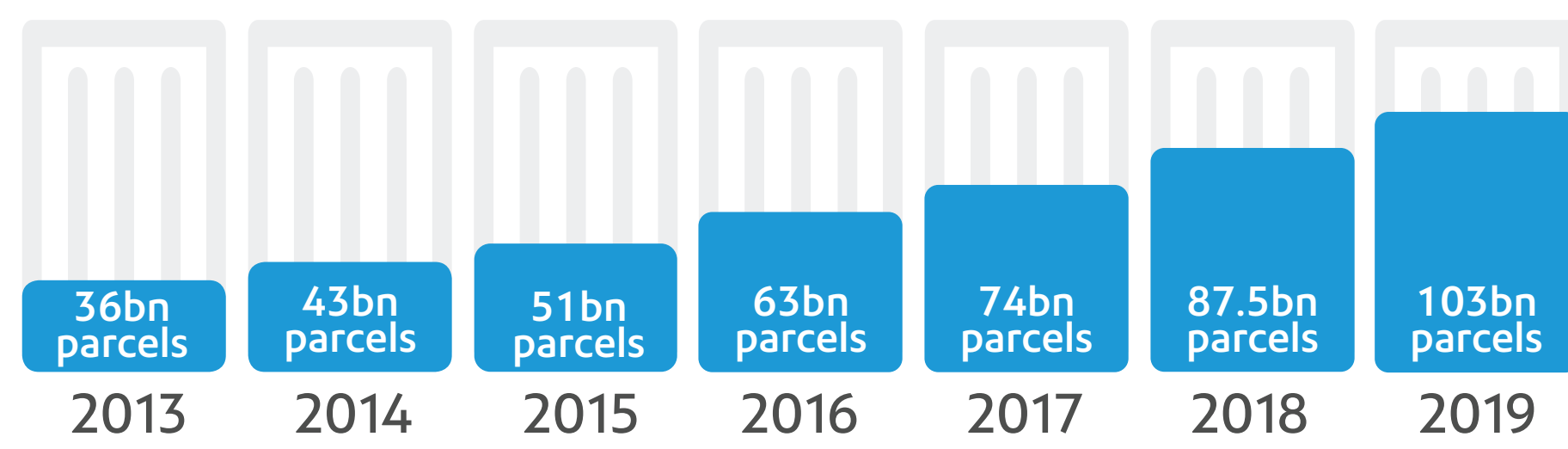
during 2013–19 with the 13 countries studied




Every second

**3,248**

parcels are shipped globally



Parcel volume grew at a CAGR of **19%** in the last six years

Parcel volume is up **17.7%** in 2019 

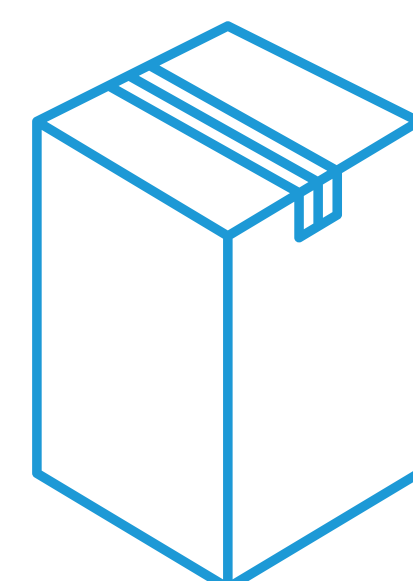
## 2019 Parcel Shipping Volume

China, the US, and Japan continue to lead parcel shipping volume in 2019, accounting for **84%** of global parcel volume



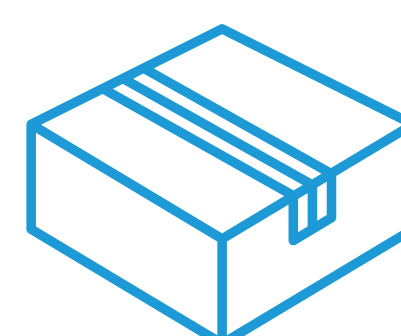
The UK and Germany followed with 3.8bn and 3.7bn respectively

**84%**





China

**63.5bn** parcels




US

**14.7bn** parcels



Japan

**9bn** parcels



## 2019 Parcel Volume Growth



China was the largest market in parcel volume growth at

**26%**

YOY




Norway experienced the second largest YOY growth at

**24%**

## 2019 Parcel Shipping Revenue

The US ranked highest, generating **37%** of the total revenue of the 13 countries or **\$130bn**

**37%**



Total Revenue



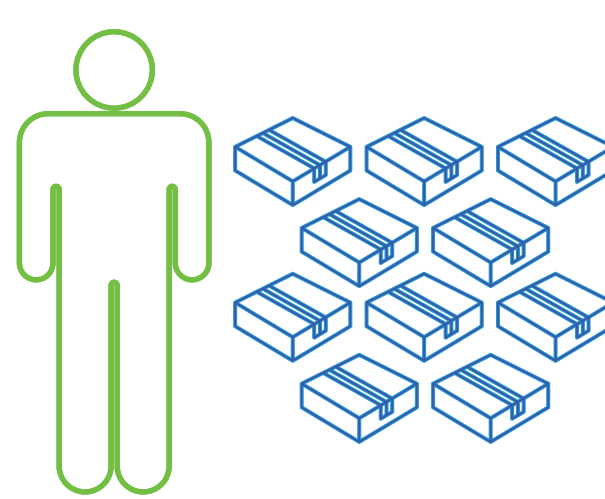
China followed with **31%** of the total revenue or **\$108.5bn**

**31%**

Total Revenue


## 2019 Per Capita Shipping

Global per capita shipping almost tripled over the last six years, reaching 27 parcels shipped per person (pp), up from 10 parcels pp in 2013



**10PP**

2013



**27PP**

2019