

Pitney Bowes Parcel Shipping Index


Parcel volume reaches 159 billion in 2021, the highest on record



159bn
parcels shipped globally
in 2021, up from
131bn
in 2020



Global parcel
volume is up
21%
year-over-year




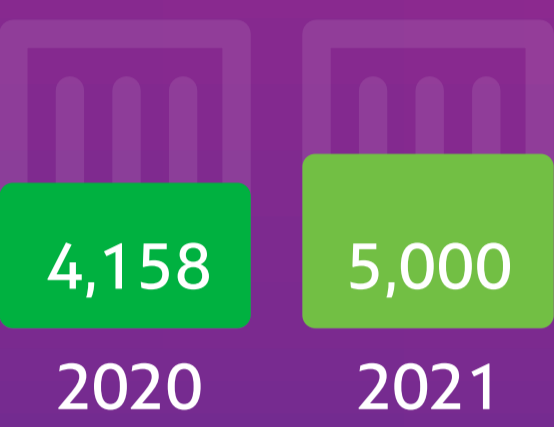
Global parcel revenue
increased by 17% to
\$491.5bn
in 2021




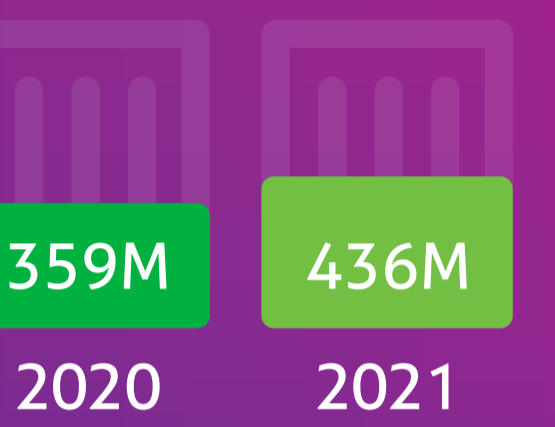
13
countries
studied




Number of
parcels per second



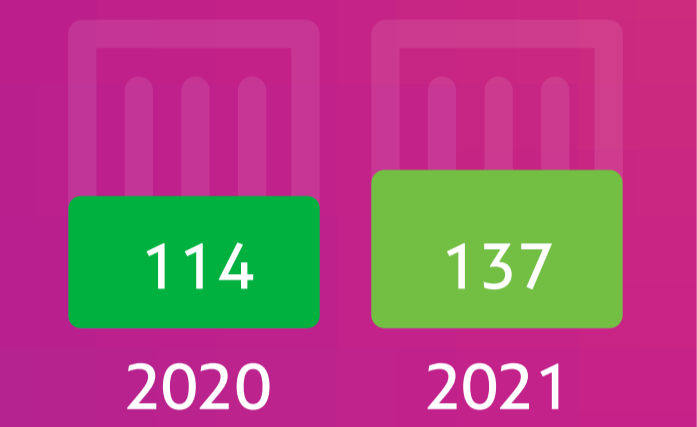
Number of
parcels per day



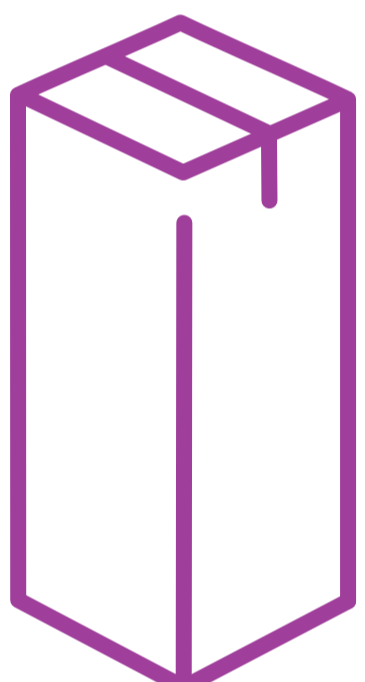
Number of
parcels per person




Number of
parcels per household



21%
increase year-over-year



China
108bn
parcels



US
22bn
parcels




Japan
9bn
parcels

2021 Parcel Shipping Volume


China is the first market in the Index's seven-year history to exceed 100 billion parcels in one year

The UK and Germany followed Japan with 5.4bn and 4.5bn respectively.

2021 Parcel Volume Growth




Sweden had the highest YOY parcel volume growth at **33%**



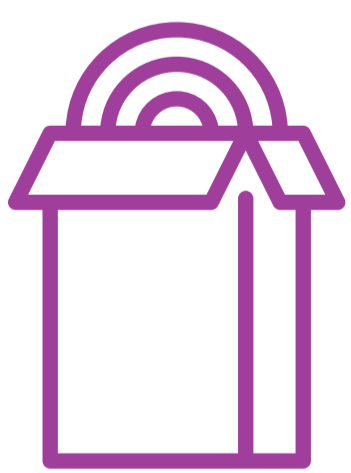
China experienced the second largest YOY growth at **30%**



Brazil had the third largest YOY growth at **20%**



US
188bn
Total Revenue



China
160bn
Total Revenue




Japan
31bn
Total Revenue

2021 Parcel Shipping Revenue


Total carrier parcel revenue increased collectively reaching **\$491.5bn**, up 17% from 420bn in 2020

2021 Per Capita Shipping

On average, 41 parcels were shipped for each member of the population within the 13 countries in the Index, equating to around 137 per household



34PP
2020



41PP
2021

21%
increase year-over-year



137
parcels
per household