

Pitney Bowes Parcel Shipping Index

Parcel shipping exceeds **131bn** in volume globally in **2020**, according to the Pitney Bowes Parcel Shipping Index.

Parcel volume is estimated to **double** in the next **five years**.

Global parcel shipping revenue increased to

\$430bn

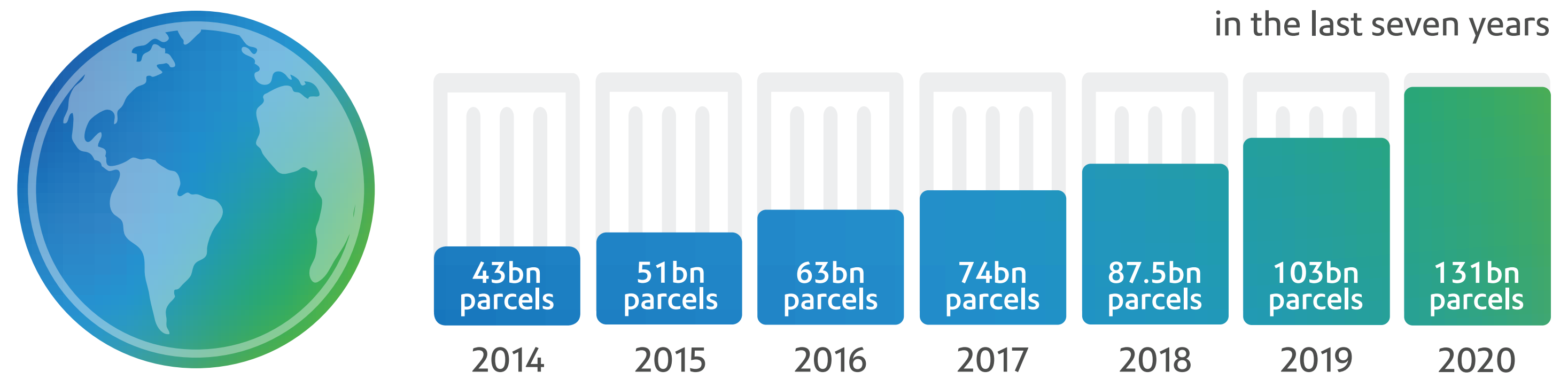
in 2020 at a CAGR of **13%** during 2014-20

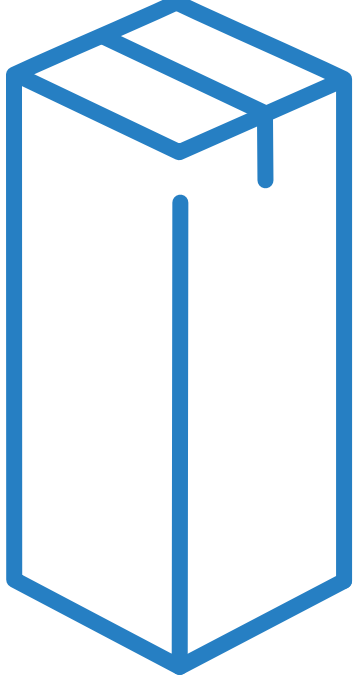
Every second **4160** parcels are shipped globally

Parcel volume is up **27%** in 2020


13 countries studied

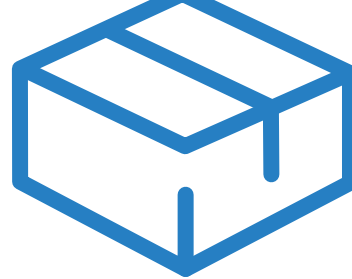
Parcel volume grew at a CAGR of **21%** in the last seven years







China
83.4bn parcels






US
20.2bn parcels






Japan
9.1bn parcels



2020 Parcel Shipping Volume

China, the US, and Japan continue to lead parcel shipping volume in 2020, accounting for **85%** of global parcel volume




The UK and Germany followed with 5bn and 4.1bn respectively


2020 Parcel Volume Growth

Brazil was the largest market in parcel volume growth at **46%** YOY


The **US** experienced the second largest YOY growth at **37%**



US
171.4bn
Total Revenue



China
127.5bn
Total Revenue




Japan
33.3bn
Total Revenue

2020 Parcel Shipping Revenue

The top three markets by revenue represented **77%** of global parcel revenue in 2020


2020 Per Capita Shipping

Global per capita shipping almost tripled over the last seven years, reaching **34** parcels shipped per person (pp), up from 12 parcels pp in 2014



12PP
2014

→



34PP
2020