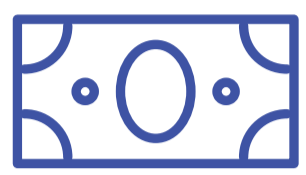


Pitney Bowes Parcel Shipping Index

Parcel shipping reaches **87bn** in parcel volume globally, according to the Pitney Bowes Parcel Shipping Index

Global shipping volume will hit **200bn** in 2025



Parcel shipping revenue has increased by more than

\$100bn

in five years, with the 13 countries studied generating

\$317bn

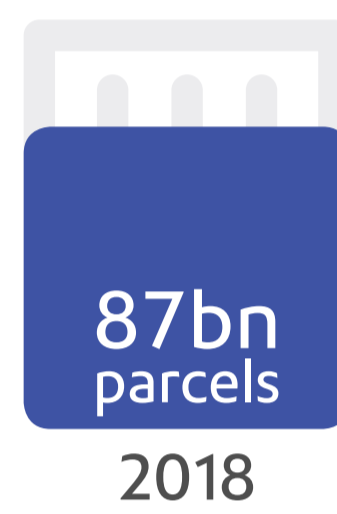
in parcel revenue in 2018



Every second

2,760

parcels are shipped globally



Parcel volume grew **104%** over the last five years

Parcel volume is up **17%** YoY



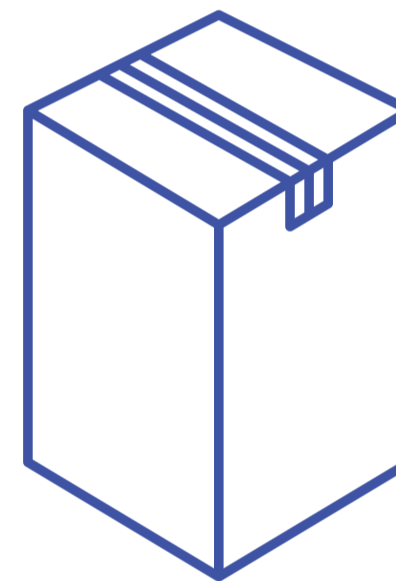
2018 Parcel Shipping Volume

China, the US, and Japan continue to lead parcel shipping volume in 2018, accounting for **83%** of global parcel volume



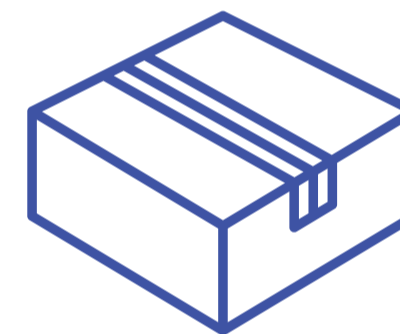
Germany and the UK followed, each with 3.5 bn

83%



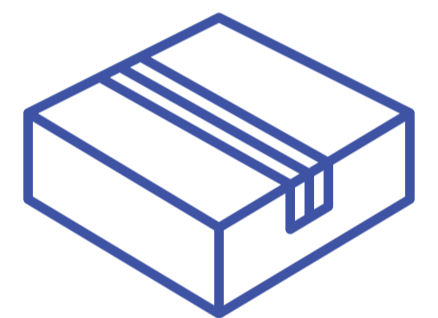
China

51bn parcels



US

13bn parcels



Japan

9bn parcels



2018 Parcel Volume Growth



China was the largest market in parcel volume growth at

26%

year-over-year




Brazil experienced the second largest YOY growth at

25%


2018 Parcel Shipping Revenue

The US ranked highest, generating **38%** of the total revenue of the 13 countries or **\$119bn**

38%



Total Revenue




China followed with **29%** of the total revenue or **\$91bn**

29%

Total Revenue


2018 Per Capita Shipping

Global per capita shipping has nearly doubled over the last four years, reaching 23 parcels shipped per person (pp), up from 12 parcels pp in 2014



12 PP

2014



23 PP

2018